

FPU 50

FPU 50 is an impact, abrasion, and fatigue resistant semi-rigid material that is a good choice for parts that must withstand repetitive stresses, such as living hinges or friction fits.

Tensile Properties ASTM D638, Type I, 50 mm/min	Metric	US
Tensile Modulus	700 MPa	100 ksi
Yield Strength	15 MPa	2 ksi
Strain at Yield	7%	7%
Ultimate Tensile Strength	25 MPa	4 ksi
Elongation at Break	200%	200%

Tensile Properties ASTM D638, Type V, 10 mm/min	Metric	US
Tensile Modulus	700 MPa	100 ksi
Yield Strength	15 MPa	2 ksi
Strain at Yield	7%	7%
Ultimate Tensile Strength	25 MPa	4 ksi
Elongation at Break	200%	200%

Flexural Properties ASTM D790-B	Metric	US
Flexural Stress at 5% strain	30 MPa	4 ksi
Flexural Modulus (Chord, 0.5-1%)	800 MPa	120 ksi

Impact Properties	Metric	US
Notched Charpy (Machined Notch), ISO 179-1/1eA	2.5 kJ/m ²	1.2 ft-lb/in ²
Notched Izod (Machined Notch), 23 °C, ASTM D256	40 J/m	0.7 ft-lb/in
Notched Izod (Machined Notch), -30 °C, ASTM D256	30 J/m	0.5 ft-lb/in

The information in this document includes values derived from printing various parts, reflects an approximation of the mean value of a range of values, and is intended for reference and comparison purposes only. This information should not be used for testing, design specification or quality control purposes. End-use material performance can be impacted by, but not limited to, design, processing, color treatment, operating and end-use conditions, test conditions, etc. Actual values will vary with build conditions. In addition, product specifications are subject to change without notice.

This information and Carbon's technical advice are given to you in good faith but without warranty. The application, use and processing of these and other Carbon products by you are beyond Carbon's control and, therefore, entirely your own responsibility. Carbon products are only to be used by you, subject to the terms of the written agreement by and between you and Carbon.

You are responsible for determining that the Carbon material is safe, lawful, and technically suitable for the intended application, as well as for identifying the proper disposal (or recycling) method consistent with applicable environmental laws and regulations. CARBON MAKES NO WARRANTIES OF ANY KIND, EXPRESSED OR IMPLIED, INCLUDING, BUT NOT LIMITED TO, THE WARRANTIES OF MERCHANTABILITY, FITNESS FOR A PARTICULAR USE, OR NON-INFRINGEMENT. Further, it is expressly understood and agreed that you assume and hereby expressly release Carbon from all liability, in tort, contract or otherwise, incurred in connection with the use of Carbon products, technical assistance and information. No license with respect to any intellectual property is implied.

Parts were processed using an M series printer and a Smart Part Washer with VF 1 as the solvent.

Thermal Properties	Metric	US
Heat Deflection Temperature at 0.455 MPa/66 psi, ASTM D648	70 °C	155 °F
Heat Deflection Temperature at 1.82 MPa/264 psi, ASTM D648	45 °C	110 °F
Coefficient of Thermal Expansion (-40, 40 °C), ASTM E831	130 ppm/°C	70 ppm/°F
Heat Capacity, 23 °C, ASTM E1269	1.5 J/g-°C	0.35 BTU/lb-°F
Thermal Conductivity, ASTM C518	0.14 W/m-K	0.08 BTU/h-ft-°F

Dielectric/Electric Properties	Metric
Dielectric Strength, ASTM D149	13 kV/mm
Dielectric Constant, ASTM D150	3.2
Dissipation Factor, ASTM D150	0.013
Volume Resistivity, ASTM D257	1. E+13 ohm-cm

General Properties	
Hardness, ASTM D2240	71, Shore D
Density, ASTM D792	1.05 g/cm ³
Density (liquid resin)	1.06 g/cm ³
Taber Abrasion, ASTM D4060, CS-10, 1 kg, 100% vacuum	6.5 mg / 1000 cycles
Water Absorption, 23 °C, 24 hours ASTM D570	< 1%
Water Absorption, 23 °C, 7 days, ASTM D570	< 1%

The information in this document includes values derived from printing various parts, reflects an approximation of the mean value of a range of values, and is intended for reference and comparison purposes only. This information should not be used for testing, design specification or quality control purposes. End-use material performance can be impacted by, but not limited to, design, processing, color treatment, operating and end-use conditions, test conditions, etc. Actual values will vary with build conditions. In addition, product specifications are subject to change without notice.

This information and Carbon's technical advice are given to you in good faith but without warranty. The application, use and processing of these and other Carbon products by you are beyond Carbon's control and, therefore, entirely your own responsibility. Carbon products are only to be used by you, subject to the terms of the written agreement by and between you and Carbon.

You are responsible for determining that the Carbon material is safe, lawful, and technically suitable for the intended application, as well as for identifying the proper disposal (or recycling) method consistent with applicable environmental laws and regulations. CARBON MAKES NO WARRANTIES OF ANY KIND, EXPRESSED OR IMPLIED, INCLUDING, BUT NOT LIMITED TO, THE WARRANTIES OF MERCHANTABILITY, FITNESS FOR A PARTICULAR USE, OR NON-INFRINGEMENT. Further, it is expressly understood and agreed that you assume and hereby expressly release Carbon from all liability, in tort, contract or otherwise, incurred in connection with the use of Carbon products, technical assistance and information. No license with respect to any intellectual property is implied.

Parts were processed using an M series printer and a Smart Part Washer with VF 1 as the solvent.

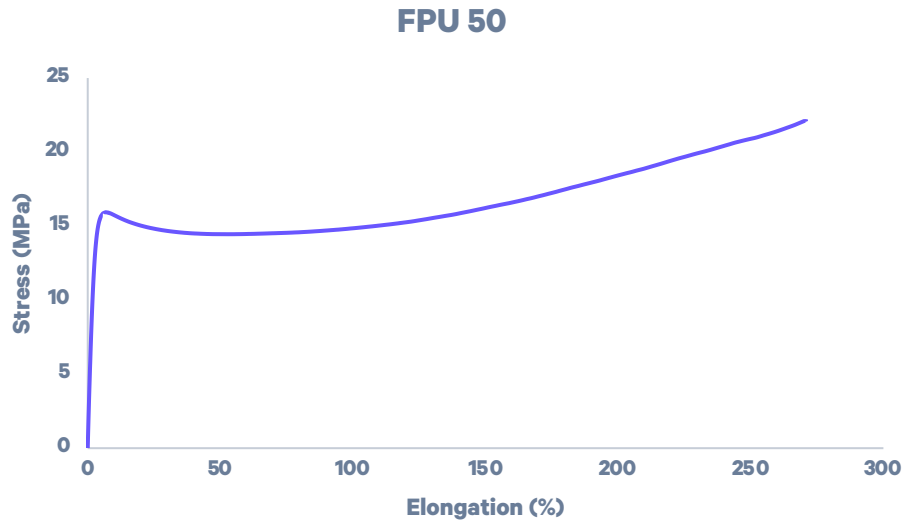
FPU 50

Extended TDS

FPU 50 Mechanical Properties

Representative Tensile Curve

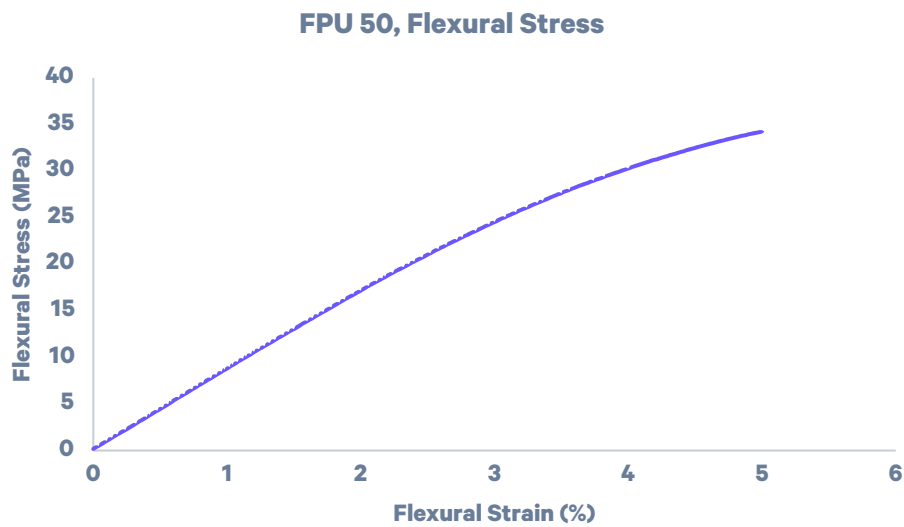
ASTM D638, Type I, 50 mm/min



Representative Flexural Curve

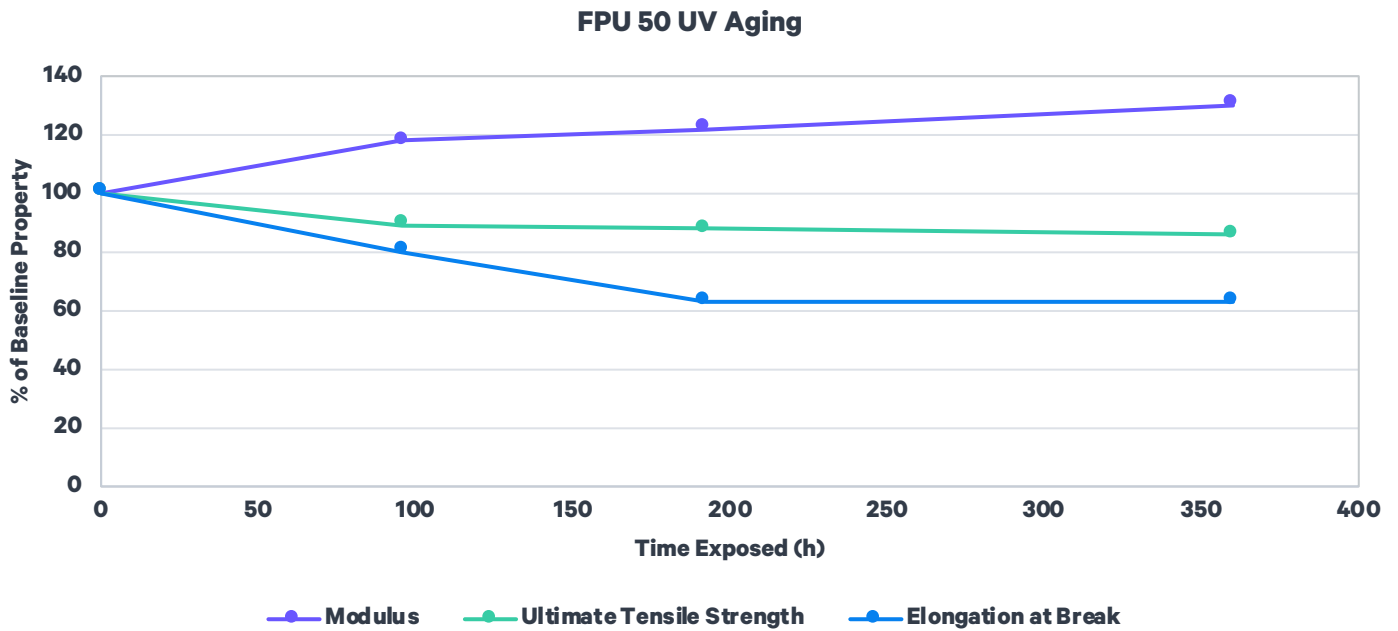
ASTM D790-B

Samples are tested to 5% extension.



FPU 50 UV Aging

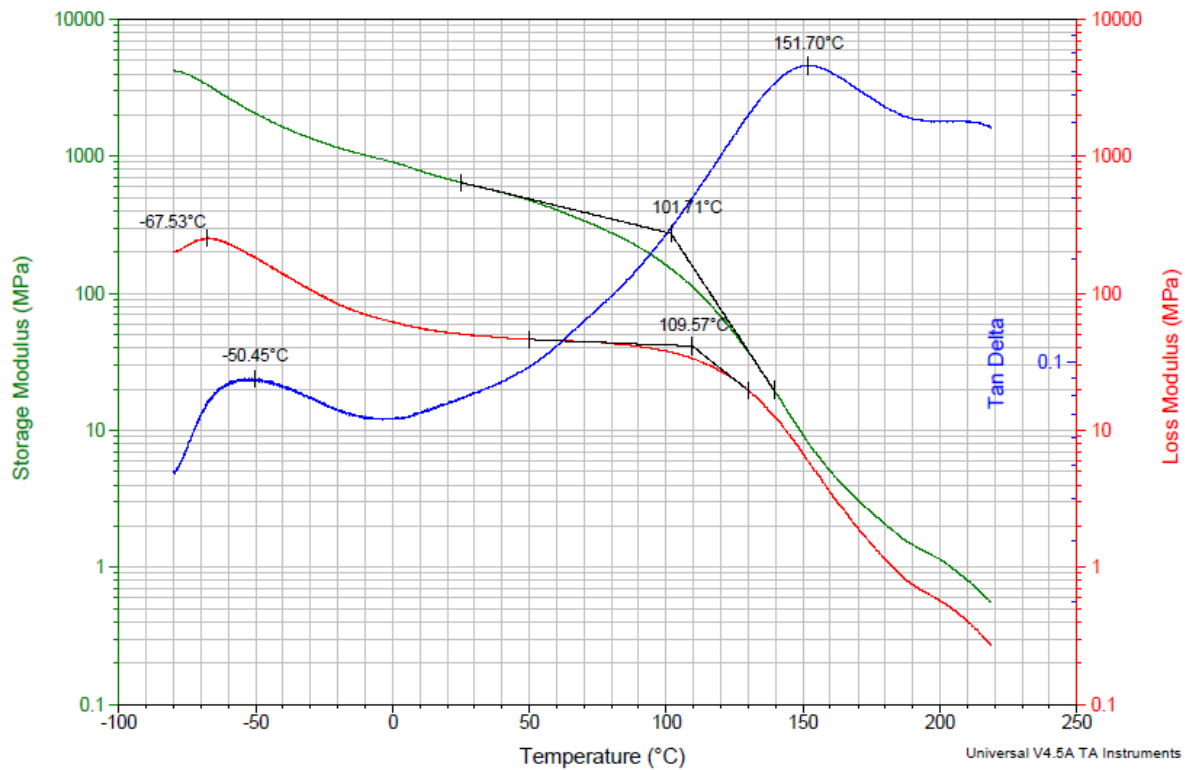
Natural polymer aging can occur in the presence of light, sun, and heat. Carbon evaluated the UV aging performance of FPU 50 using ASTM D4459, which is intended to simulate indoor exposure of solar radiation through glass.



ASTM 4459: Q-Sun XE-1, 0.8 W/m² at 420 nm, 55 °C
ASTM D638: Type V, 10 mm/min, average values represented

FPU 50 Dynamic Mechanical Analysis (DMA)

Dynamic mechanical analysis provides insight into the resin's viscoelastic properties across a range of temperatures. The figure below shows a temperature ramp of FPU 50. This material exhibits a storage modulus softening temperature near 100 °C. The peak in the tan(δ) curves indicates that the glass transition temperature of FPU 50 is approximately 150 °C.



Standard: ASTM D4065

Instrument: TA DMA Q800

DMA Mode: Tension

Sample Dimensions: L=20 mm, W=10 mm, t=1 mm (rectangular block)

Strain Amplitude: 0.1% (linear regime of viscoelasticity)

Oscillation frequency: 1 Hz

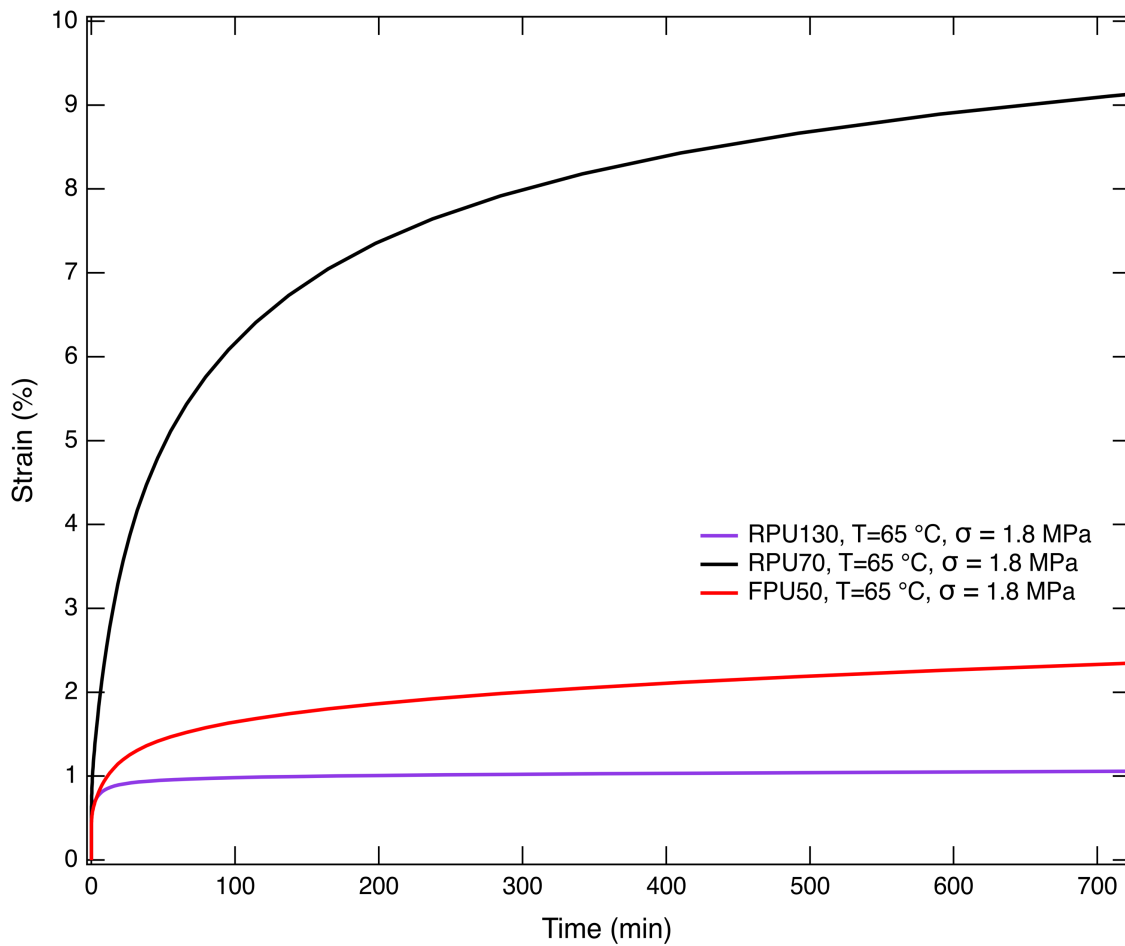
Temperature Range: -80 °C to 220 °C

Ramp Rate: 1.5 °C/min

Print Conditions: Samples were hand-wiped and not washed with solvent. The thermal cure for all materials complies with the Carbon user manual. Values may differ based on post processing conditions.

FPU 50 Creep Behavior

A creep test measures a polymer's rate of deformation under constant load at a fixed temperature and is a fundamental property for materials that need to operate under load. The figure below shows FPU 50 creeps approximately 2% strain over 12 hours at 65 °C and 1.8 MPa applied load. Low creep behavior is necessary for dimensional stability over time and loads.



FPU 50 Biocompatibility

Biocompatibility Testing

Printed parts were provided to NAMSA for evaluation in accordance with ISO 10993-5, *Biological evaluation of medical devices - Part 5: Tests for in vitro cytotoxicity*. Parts were processed using an M series printer and a Smart Part Washer with VF 1 as the solvent. The results indicated that FPU 50 passed the requirements for biocompatibility according to the above test. **Carbon has not conducted ISO 10993-10, *Biological evaluation of medical devices - Part 10: Tests for irritation and skin sensitization (GPMT)* testing. Carbon makes no representation and is not responsible for the results of any biocompatibility tests other than those specified above.**

Disclaimer

Biocompatibility results may vary based on printing and/or post-processing procedures.

Subscriber acknowledges the contents of this document are subject to the Terms and Conditions outlined in the Subscription Agreement, including the Restrictions on Use section.

DO NOT USE CARBON MATERIALS IN MEDICAL APPLICATIONS INVOLVING IMPLANTATION IN THE HUMAN BODY OR CONTACT WITH BODY FLUIDS OR TISSUES UNLESS THE MATERIAL HAS BEEN PROVIDED FROM CARBON UNDER A WRITTEN CONTRACT THAT IS CONSISTENT WITH THE CARBON POLICY REGARDING MEDICAL APPLICATIONS AND EXPRESSLY ACKNOWLEDGES THE CONTEMPLATED USE. CARBON MAKES NO REPRESENTATION, PROMISE, EXPRESS WARRANTY OR IMPLIED WARRANTY CONCERNING THE SUITABILITY OF THESE MATERIALS FOR USE IN IMPLANTATION IN THE HUMAN BODY OR IN CONTACT WITH BODY FLUIDS OR TISSUES. If Carbon has permitted in the Subscription Agreement use of the Carbon printer for applications that require biocompatibility, Subscriber acknowledges that it is the responsibility of Subscriber, its respective customers and end-users to determine the biocompatibility of all printed parts for their respective uses.

Carbon, Inc. | www.carbon3d.com
1089 Mills Way Redwood City, CA 94063
1 (650) 285-6307